

A

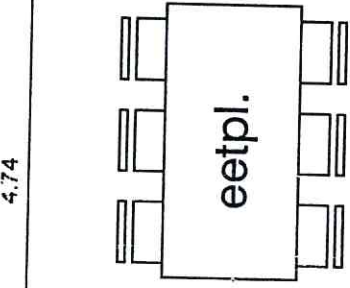
plat dak boven opslaplaats

terras

5.00

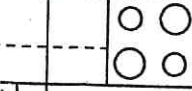
30 1.36 2.80/1.90 op-20 9.24 90 1.00/1.90 op-20 1.60/1.00 97 30

4.74

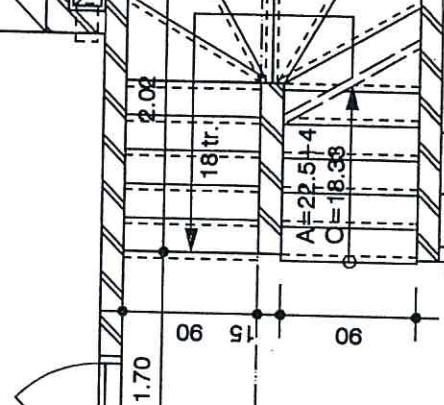


eetpl.

keuken



3.72



WC

bergpl.

living

4.00

3.72

88 2.80/1.40 1.92 1.40/1.40 1.50

A

VERDIEPINGSPIJN 1/50

verluchtin badk

dd

12.00

1.95

90

15

3.45

30

4.65

30

h=